



# Content Types ...

Default content types available to use with your website's CMS.

# Example content types

We can create any number of reusable page content types. The blocks presented below are available by default. Arrange the order of your page content blocks by dragging and dropping content types to your preferred position.

## Image Sliders


Easily place responsive image sliders anywhere within your main page copy. Use image sliders as eye-catching 'calls to action'.

**By default, package will only allow a single homepage masthead image slider.**



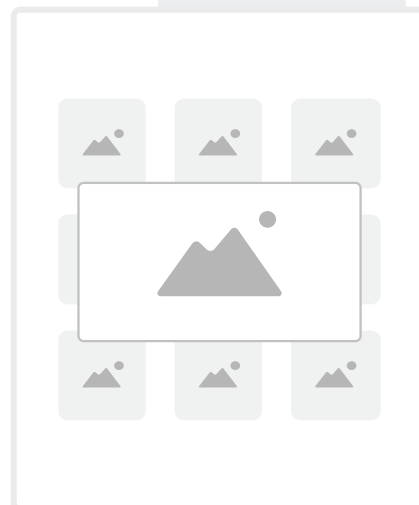
## Page Gallery

If you have many images you can display them within a gallery. Visitors can click/tap a thumbnails to reveal larger images in a pop up modal. Images can also include text captions.



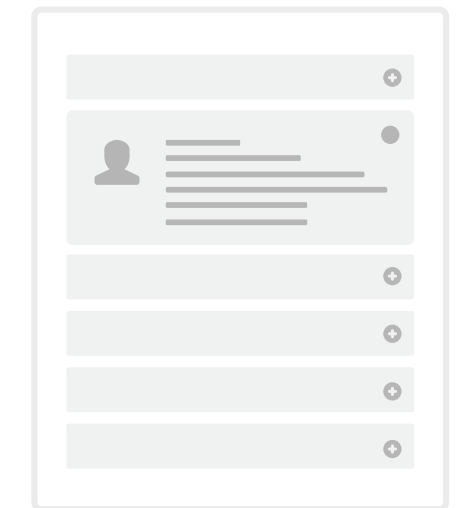

## Resource Lists

Use resource lists to add any number of styled, stacked content blocks. These sortable blocks can be developed to include text, links, buttons, audio files and even maps or video.



## Content Accordions

Create and add any number of accordions to your page. Use accordions to show (and hide) sections of content. Accordions are often used to publish FAQ's, staff profiles or staff vacancy, however, they can also be used to display audio, video and Google maps. **By default you can only add one accordion per page.**



## Rows of images

Insert rows of pre-cropped images that line up evenly on your page. On smaller devices such as phones the images will stack. Each image can include a text caption. **By default you can only place a single row of images at the top of any subpage.**

## General Page Content

Use the general body field to add your primary page copy. Publish text, video, audio, lists, links, tables, block-quotes, pull-quotes and Google Maps. Use the fields toolbar to create links and buttons, format text and place images (left, right or centre) within your page copy.



*Some of the content types that you can use within the main content area of your site.*




# Tried and tested ...

It's important that content types follow tried and tested *\*UX design patterns*, however, it's also important that they are developed to meet your specific requirements, branding and identity.

## Zig-Zag Content

Create 'Zig Zag' content to display a multi-row, 2 column layout with images or video that alternate, left and right. Text copy is placed opposite each associated image or video.



## Page Cards

Easily add rows of cards anywhere on your page. Use these content types as eye-catching 'calls to action'. **By default, cards are available only on the homepage.** Upgrade your package to add a single row of cards to any page on your site.

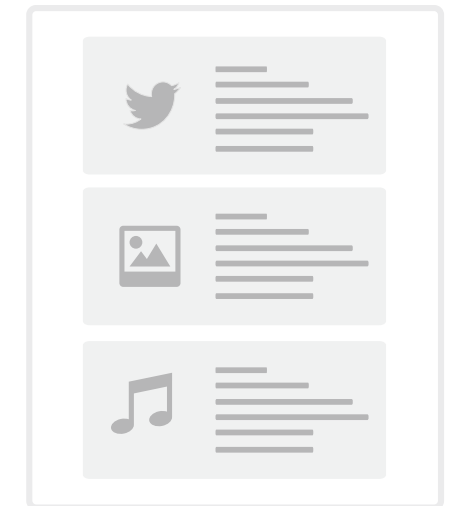
## Text Grids

Present vertically aligned concise blocks of text within a responsive grid. Use the blocks of text as 'calls to action' or short summaries linked to external or internal detail pages.



## 3rd Party Content

Use the embed-field to place third party code anywhere within your main page content. This field is often used to embed content such as Twitter cards, Instagram posts, Soundcloud players or PayPal donation buttons etc. **By default you can only place a single block per page.**



## Content Columns

Break up your page content by placing text, images and links etc into columns. More column rows can be added above or below and re-arranged using drag and drop from within the CMS.

## Footer Cards

A row of footer cards will increase visitor engagement by drawing attention to other pages of related content. Each card can display an image, summary text and a link.





*\*User experience (UX) design: the process of creating meaningful and relevant experiences.*

# More content types ...

It's important that content types follow tried and tested \*UX design patterns, however, it's also important that they are developed to meet your specific requirements, branding and identity.

## Image/Text Rows

Create 'Zig Zag' content to display a multi-row, 2 column layout with images or video that alternate, left and right. Text copy is placed opposite each associated image or video.



## Text Grids

Present vertically aligned concise blocks of text within a responsive grid. Use the blocks of text as 'calls to action' or short summaries linked to external or internal detail pages.

## Page Cards

Easily add rows of cards anywhere on your page. Use these content types as eye-catching 'calls to action'. **By default, cards are available only on the homepage. Upgrade your package to add a single row of cards to any page on your site.**



# Content arrangement blocks

Arrange the order of your page content by dragging and dropping content types to your preferred position. Add new, or duplicate content types and populate them with your own content. Content types can be quickly deleted, duplicated or made active/inactive via the CMS.



Add more content types to your page by clicking 'Add New'.